




# Drill Motor

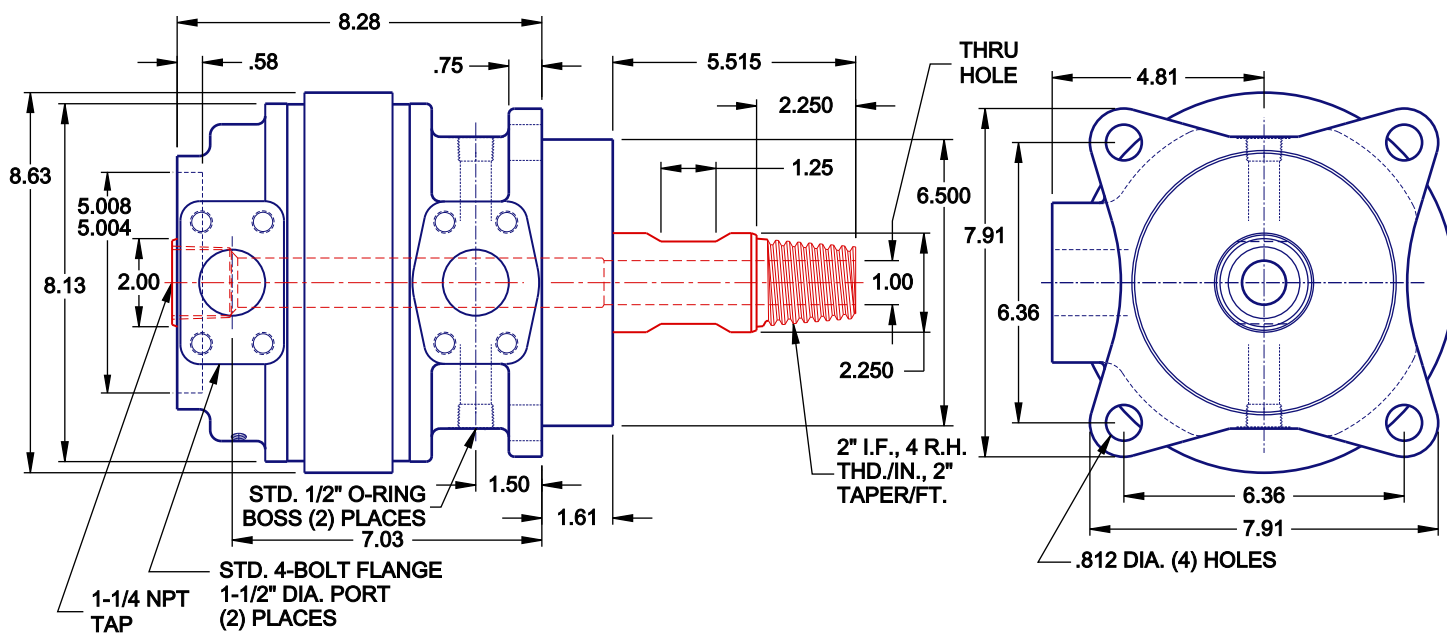
STANDARD CODE 61 PORTS

37  
DS  
37

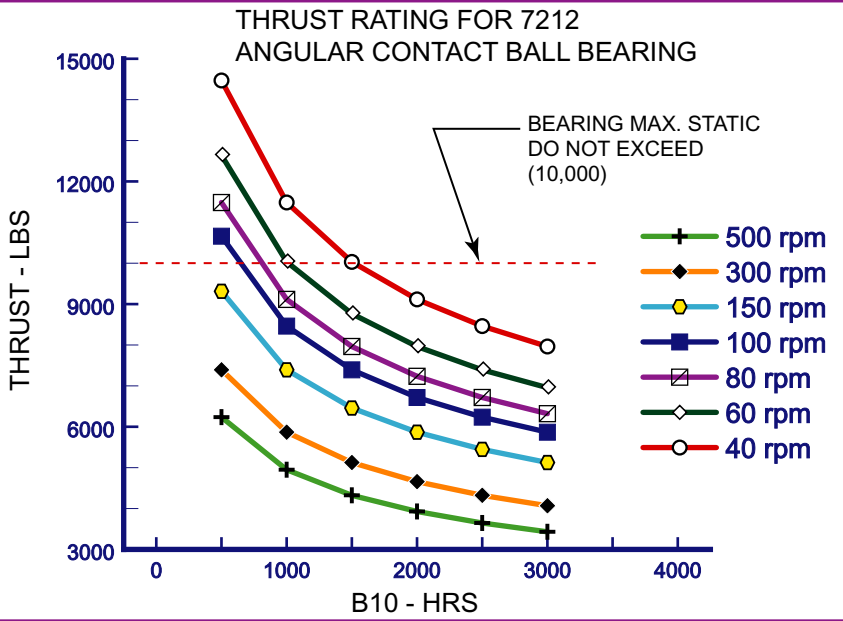
- ⊗ Drill Motor for directional drills, water well and shot hole rigs.
- ⊗ 1" water course.
- ⊗ No gears, no chains or sprockets.
- ⊗ Heavy duty angular contact bearings for thrust load.
- ⊗ Compact 8-5/8" diameter x 15-1/2" long package.
- ⊗ Up to 100HP continuous.
- ⊗ Speeds up to 1000 RPM.
- ⊗ Weighs 125 lbs.
- ⊗ Constant torque output throughout speed range.
- ⊗ API pin threads on output shaft.
- ⊗ Thru hole shaft to accomodate inexpensive swivels.



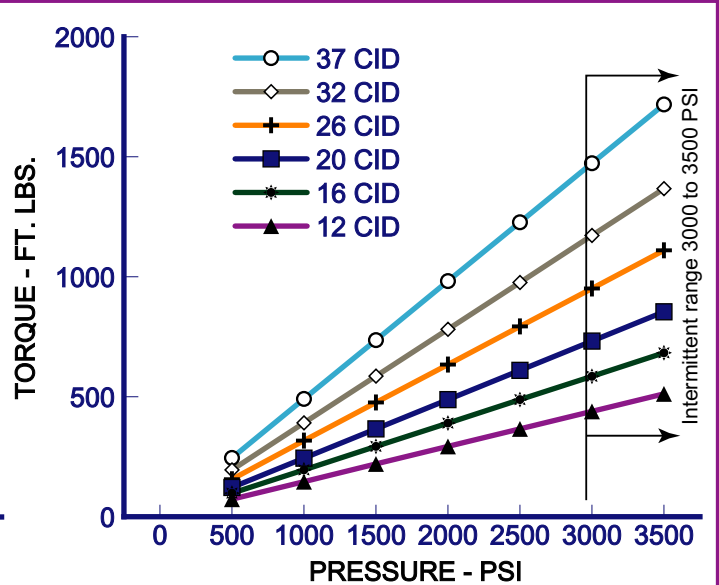
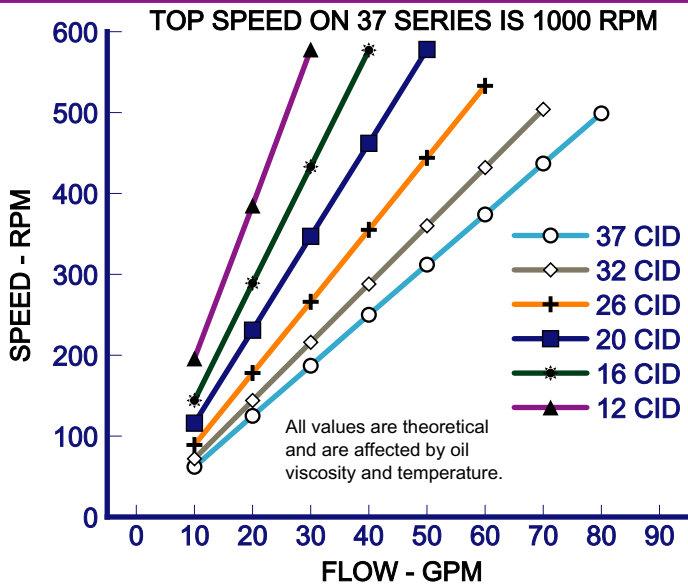
## ENVELOPE



**BEARING CAPACITY**



**SPEED AND TORQUE**



This series of drill motors offers 6 displacement options: 12cid, 16cid, 20cid, 26cid, 32cid, and 37cid.  
 Model number: 037A2-1S-000-53-B2-TBB-057. The 000 is to be replaced with a displacement selection.  
 Example = 037A2-1S-026-53-B2-TBB-057  
 Envelope dimensions remain the same regardless of displacement.  
 Pressure rating = 3000 psi continuous; 3500 intermittent.  
 Case drain: Drill motors are designed for external case drain. Two ports are provided; use the port with the highest elevation.  
 Maximum case pressure = 35 PSI.  
 Drill motors are available in 37, 57, and 125 series, with optional bearing packages and shaft configurations. Dual cartridge 4-port models offer 2 and 3 speed capabilities with external valving and have useable torque ratings exceeding 15,000 foot pounds.



331 BRESPORT SAN ANTONIO, TEXAS 78216

(210) 341-6333 FAX (210) 341-1231 Website: www.rineer.com E-mail: sales@rineer.com